

Technical Regulations NORDIC EUROPEAN ZONE (NEZ)

CROSSKART Xtrem Junior 2020

Black text = existing text 2020

Table of contents TECHNICAL RULES (CKX-T)

CKX-T 0 GENERAL	3
CKX-T 0.1 General provisions	3
CKX-T 0.2 Fuel provisions	3
CKX-T 0.3 Provisions about drive-by sound surveys	3
CKX-T 0.4 Mutual safety provisions	3
CKX-T 0.5 Competition inspection, technical and personal	4
CKX-T 0.6 Personal safety gear for the driver	4
CKX-T 0.7 Competition numbers	7
CKX-T 0.8 Log Book	8
CKX-T 0.9 Communication	8
CKX-T 1 FRAME	8
CKX-T 1.1 Construction	8
CKX-T 1.2 Floor	9
CKX-T 1.3 Hooking protection	9
CKX-T 1.4 Roof	9
CKX-T 1.5 Towing Connection	9
CKX-T 1.6 Protective wall	9
CKX-T 2 WHEEL SYSTEM	10
CKX-T 2.1 Tire	10
CKX-T 2.2 Wheel suspension	10
CKX-T 2.3 Springs and shock absorbing	10
CKX-T 3 DRIVE SYSTEM	10
CKX-T 3.1 Engine	10
CKX-T 3.2 Fuel system	11
CKX-T 3.3 Exhaust system	11
CKX-T 3.4 Start system	12
CKX-T 3.5 Cooling System	12
CKX-T 3.6 Electrical system	12
CKX-T 3.7 Power transmission	12
CKX-T 4 BRAKESYSTEM	12
CKX-T 4.1 Service brake	12
CKX-T 5 STERING SYSTEM	12
CKX-T 5.1 Steering device	12
CKX-T 6 BODY WORK	12

CKX-T 6.1 Covering the chassis	12
CKX-T 6.2 Mudguards	13
CKX-T 6.3 Driver Seat	13
CKX-T 6.4 Seat belt	13
CKX-T 6.5 Front and side windows.....	13
CKX-T 7 COMUNICATION	14
CKX-T 7.1 Side mirrors and lighting.....	14
CKX-T 8 INSTRUMENTATION	14
CKX-T 8.1 Instrument, controls.....	14
CKX-T 9 OTHER	14
CKX-T 9.1 Minimum weight	14
CKX-T 9.2 Maximum measurements	14

Crosskart Xtreme is a one seated rear wheel drive vehicle built according to the following specifics.
Vehicles with four wheel drive and all types of (turbo, compressor etc.) are all prohibited.
Automatic or half automatic gearboxes are allowed only to drivers with a disability, in all other cases the mechanical gearbox are compulsory.

CKX-T 0 GENERAL

It's allowed to make redactions or changes to the rules during an active season if it is necessary from a safety standpoint or other important reasons.

CKX-T 0.1 General provisions

CKX-T 0.1.1 General

It is always the competitor's responsibility to make sure that his/her vehicle fulfill all rules and regulations during the whole competition.

CKX-T 0.1.2 Exemption from rules

The state sensor, organizers, competition leaders, judges or technical inspectors are not allowed to make exemptions from the standing rules and regulations.

CKX-T 0.2 Fuel provisions

In Crosskart Xtreme only normal gas station fuel are to be used, buy from the pump with a maximum of 98 octanes or Aspen 98+. No additives of any kind are allowed.

METHANOL/E 85

Methanol as well as E 85 are prohibited as alternative fuel.

CKX-T 0.3 Provisions about drive-by sound surveys

An organizer may, if the competition is done during special circumstances, impose in the competition invitation that a lower noise level than 100 dB (A) will apply.

Measurements should be made in a scale that can ensure that the maximum prescribed sound limit is not broken.

CKX-T 0.4 Mutual safety provisions

Safety gear for all competing classes.

CKX-T 0.4.1 Seat belt

CKX-T 0.4.1.1 Types

The seat belt should be minimum a 5-point belt. There shall be no common connection point for the belts. The fastenings for the belts shall be in proper dimensions and connected to the vehicle's chassis with minimum 8mm bolts. Alternatively welded loop.

Seat belts of the type Nascar are recommended.

The seat belt shall be mounted so that all the angels are right.

Seatbelts shall be marked with ether FIA or SFI. It is allowed to wrap the belt around the pipes behind the seat.

CKX-T 0.4.1.2 Usage

The seat belt shall be used in compliance with the manufacturer's instructions and manuals. Belts should be exchanged after a bigger collision. The belt shall be exchanged when metal parts are deformed, damaged by corrosion, if the fabric is damaged, stretched or weakness by chemicals or sunlight.

CKX-T 0.4.1.3 Marking of damaged seat belts, National provisions

Markings shall be made on both sides of the belt on all belts in connection to the locking mechanism, with white color.

Marked equipment shall not be used in any motor sport context.

CKX-T 0.5 Competition inspection, technical and personal

Before the competition shall all competing vehicles undergo an inspection. The inspection shall make sure that the specific demands from the technical rule book is followed and that all components to the vehicle does not have any damage that compromise the safety. Specific attention shall be made on any cracking in the frame or cage.

If the vehicle does not fulfill the technical demands or have damaged components that compromise safety, that vehicle is not allowed to participate in the competition. The Drivers overalls shall be carried by the driver during the inspection and be found clean and free from oil stains. The overalls condition is decided by the chef technician.

The driver is obligated to bring and show the vehicles log book during the inspection. The log book number shall be marked chassis production number must be stamped on a plate welded to the frame and be easily readable. The logbooks/chassis number shall be documented in the inspection papers.

Drivers that can't show their vehicles log book can be denied participation in the competition.

CKX-T 0.6 Personal safety gear for the driver

During scrutineering driver must wear overall. Below is a tablet about the minimum compulsory personal safety equipment during training and competition. Faulty equipment that is found during the competitions inspection can be confiscated by the chef technician to be returned then the competition is finished.

Flame retardant overall

Shoes and gloves

Balaclava

HNRS/FHR protection (HANS).

Helmet and protective goggles

Flame retardant overall

During the competition the overall shall be approved by FIA according to FIA 1986 standard or the Norm 8856-2000.

The marking that states that the overall is FIA approved shall be embroidered on the backside of the collar and shall include the name of the maker.

National provisions: Applies during all competitions in Sweden and NEZ.

During these competitions the overall shall either follow the FIA 1986 standard or the Norm 8856-2000 according to the above mentioned international requirements. It can also be a flame retardant overall of the material NOMEX.

CIK classed overalls are prohibited in all competing classes.

All overalls shall be shaped and sewn to protect the whole body including neck, wrists and ankles. The overalls cannot be 2-piece.

Flame retardant underwear

Underwear approved by FIA

Flame retardant socks

Approved by FIA

Shoes

Shall be made from flame retardant material and be protecting the whole foot including the ankle.

Gloves

They shall be free but still cover the hands and wrists and they shall go over the overall arms. The gloves shall be completely covering and be without ventilation holes.

Balaclava

Approved by FIA. It shall cover the head and neck and still be long enough to go over the other equipment to ensure good sealing.

Support collar

Mandatory. Shall always be used both during training and during competition.

So called HNRS/FHR (HANS) -protection is mandatory.

Helmet

The following helmet provisions applies for all drivers-

All weights below shall be seen as the total weight of the helmet; this includes all extra equipment that are in the original design.

When the fitting of HNRS/FHR-protection the following applies: no drilling in the helmet is allowed, so the helmet shall have the fittings in the original design. This shall be validated with a certificate from the manufacturer.

Helmet weight: For a person weighting 80kg the maximum allowed weight of the helmet is 1350g.







Above 80kg the helmet is allowed to weight 1500g.




A helmet of the type integral is allowed. The visor shall be equipped with either a roll off or tear off function. If the helmet is used together with HANS/HYBS-Protection the helmets weight is free.

Other than the regulations above there also exists additional regulations that cover all sporting events, these are that the helmet shall follow one of the norms stated in the pictures below:

**NORMES RECONNUES POUR LES CASQUES
RECOGNISED STANDARDS FOR HELMETS**

LISTE TECHNIQUE N° 25 / TECHNICAL LIST N° 25

STANDARD DESIGNATION	LABEL EXAMPLE	Recognised to be used with FHR ¹	Recognised to be used without FHR
FIA 8860-2018 and 8860-2018-ABP		YES	YES
FIA 8860-2010 NOT VALID AFTER 31.12.2028		YES	YES
FIA 8860-2004 NOT VALID AFTER 31.12.2020		YES	YES
FIA 8859-2015		YES	YES
Snell SA2010 + FIA 8858-2002 NOT VALID AFTER 31.12.2023		YES	YES
Snell SA2010 + FIA 8858-2010 NOT VALID AFTER 31.12.2023		YES	YES

STANDARD DESIGNATION	LABEL EXAMPLE	Recognised to be used with FHR ¹	Recognised to be used without FHR
Snell SA2010 + FIA 8858-2010 NOT VALID AFTER 31.12.2023		YES	YES
Snell SAH2010 + FIA 8858-2010 NOT VALID AFTER 31.12.2023		YES	YES
Snell SAH2010 + FIA 8858-2010 NOT VALID AFTER 31.12.2023		YES	YES

Common provisions marking of damaged helmets.

Marking shall be made on damaged or worn helmets that no longer follow the requirements. Markings shall be made on both sides of the chinstrap. White paint shall be used.

OBS! Marked gear shall not be used in context to any form of competition.

CKX-T 0.7 Competition numbers

The starting number should be on the roof and on the hood in front of the driver. Numbers are white on black background.

A type "shark" wing, of plastic 300mm long and 250mm high

The wing should be white and the numbers are black

The size of the numbers should be my 170mm high and 25mm wide

For disabled people, yellow backgrounds are required and the numbers should be black

The number series should be 1-999

Numbers from 1-9 is reserved for drivers in NEZ result for existing year. Number must be taken out before 1th of January of coming competition year.

Participation in NEZ Championship demand using start number assigned from the www.nez-crosskart.eu

The numbers are valid for one year and covers all forms of competitions.



CKX-T 0.8 Log Book

A log book shall be available for all competing vehicles.

CKX-T 0.9 Communication

All wireless communication between driver/vehicle and the depot/any other area, and any equal equipment made for the same purpose, are all strictly prohibited both during training and competition. If any of these devices are found which includes mobile phones are found during an inspection the driver shall be disqualified from the competition immediately.

CKX-T 1 FRAME

CKX-T 1.1 Construction

Steel used for the frame shall have a minimum dimension of:

Round, 30mm outer diameter and material thickness of 2mm.

Square or rectangular, shortest sides shall be a minimum of 30mm and material thickness of 2mm.

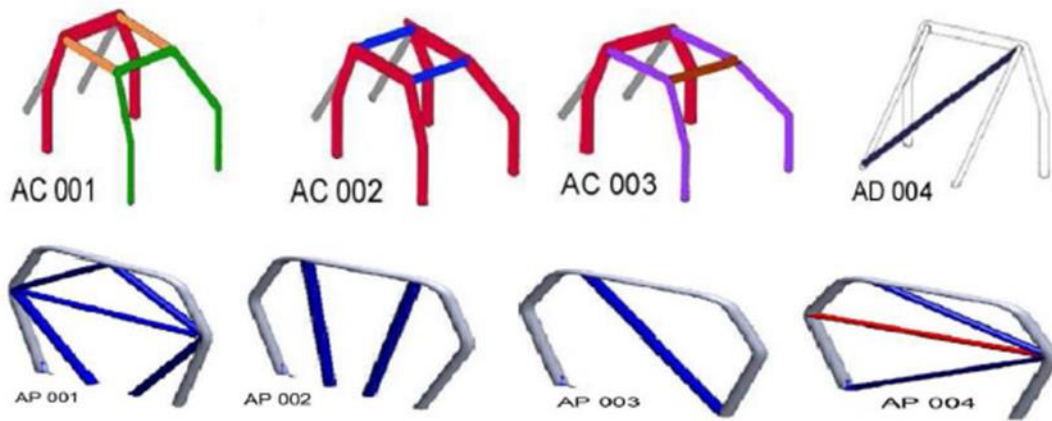
Diagonal or straight pipes supports with the diameter 20 x 2 are the regulation minimum for the front part of the frame. A crash cage is mandatory. The body shall be made with cold drawn seamless pipes with the measurements 40mm in diameter and material thickness of 2mm. The cage shall not have a breaking point under 350Nm/mm² and shall be integrated in to the chassis with the minimum of 6 connection points and on diagonal point. This Shall be done according to the drawings AC001, AC002, AC003 and for the diagonal AD004 a pipe (30mm in diameter and thickness of 2mm) shall be secured between the frame and the rear bottom part of the diagonal pipe, this pipe can be ether permanent or removable. Other alternatives for the diagonal pipe can be found on the drawings AP001, AP002, AP003 and AP004.

In drawing AP004 there is a pipe that are marked red (40mm in diameter and 2mm thickness), this pipe can be considered as integrated in the chassis and in that case the blue pipe below cannot be mounted.

All points of connection between the frame and the chassis shall be strengthened. It is prohibited to drill in the crash bar/cage.

All additional diagonal supports or enhancements shall have the minimum measurements of 20mm in diameter and 2mm material thickness.

A tube for belt attachment is free to put behind the seat.



CKX-T 1.2 Floor

The underside of the chassis shall be completely sealed from the front to the main frame, the material shall be either steel with a thickness of minimum 1mm or aluminum with a thickness of minimum 2mm.

CKX-T 1.3 Hooking protection

A side protection shall be mounted between the wheels long side. The protection shall be made with a construction of steel pipes (30mm diameter and 2mm thick, holding frame must be minimum 20x2mm or 25x1,5mm) and be secured on both sides, covering a minimum of 60% of the length of the wheelbase. The space between this construction and the body structure shall be completely or partly filled to prevent a wheel from penetrating. Both ends of the outer pipes shall be plugged in the same material and be put in height with the center of the wheel hub +/-50mm.



CKX-T 1.4 Roof

There shall be a plate roof. 1,5mm shall be welded on top of the cage, it shall be a minimum of 20 welds and each shall be 2cm long.

Minimum distance between the helmet and the roof shall be 5cm, this shall be measured with the driver in the seat.

The head frame shall be equipped with shock absorbing material closest to the head/helmet.

CKX-T 1.5 Towing Connection

Towing must be fitted front and rear.

CKX-T 1.6 Protective wall

A simple protection wall to safeguard against cooling liquid and motor explosion.

CKX-T 2 WHEEL SYSTEM

CKX-T 2.1 Tire

Winter Competition

Free choice of tire and rim, according to national supplementary regulations.

On all other forms of competition this applies:

Front: Maxxis 165/70-10 27N c 9272

Rear: Maxxis 225/40-10 32N C9273

Only rims of steel or aluminum are allowed.

All forms of tire heating are prohibited.

Mechanical or chemical treatment of the tires are prohibited.

Both front and back tires are 10 inch with a width of front 5-6 inch and back 8-10 inches.

CKX-T 2.2 Wheel suspension

The Wheel suspension is free, no fixed axles in the front or the back.

The rear axle shall be divided.

CKX-T 2.3 Springs and shock absorbing

Only one way absorber adjustment is allowed without extra can. Damper can be modified from 2/3-way damper, but without extra can.

No other features type electronics or sensors, electrical or hydraulic "cornerback Control System that is built" stabilizer "systems may be. Shock absorber should work as a private individual device.

Springs shall be made from steel. Springs from composite or titanium are prohibited.

Springs and shock absorbers shall be made so that the bottom plate cannot touch the ground.

Only one set of dampers is allowed to use in the race. Dampers are marked in the scrutineering. If damper is damaged, Chief of scrutineering must approve change.

CKX-T 3 DRIVE SYSTEM

CKX-T 3.1 Engine

Approved engines:

4-stroke, 4-cylinders 600cc engine from the motorcycle production, with exemption from motorcycle engines that have not been on the market for a year or less. All repairs shall be made with parts from the original or copies with the same specification-model of the engine according to the manufacturer's workshop manual. A manual shall be available at the competition inspection.

Changes to rotating parts of the engine are prohibited. In rotating parts the following are included: Cylinder including in- and outbound canals that are not removable from the cylinder head, engine block, crankcase, crank rods, pistons, flywheel, camshafts. Any form of launch control, traction control, or similar systems is prohibited.

Intake system should be original the same make as the engine. Only airbox and filter is free.

The exhaust manifold can be modified or exchanged.

Ignition and injection system must be original.

Only original ECU, injectors and coils the same make as the engine are allowed.

Gearbox and gear ratios must be original. Sprockets and chain are free.

Following changes are also allowed:

Improvement of the cooling system including water pump, thermostat, cooler, hoses and pipes.

Improvement of the lubrication system, adjustments, oil cooler and more.

Gear cut / quick shift.

Engine's Max RPM is limited by programming original ECU maximum of 9300 RPM.

9300 RPM must not be exceeded in competition or practice.

Crosskart must have Aim Mychron data logger where RPM can be checked and monitored after race. Technical scrutineering can use own data logger if needed to check RPM limit.

When RPM measurement is done using external device, rpm can be exceeded max 70 RPM.

Use of Power Commander or similar is allowed only for fuel injection system.

Use of Power Commander or similar for ignition system is prohibited.

600 cc Engine Control Unit (ECU) is programmed as follows:

A Map limited into max 9300 RPM is programmed to neutral gear/clutch handle map.

Same map is in use at all gears. Original ignition and fuel map must be used.

An Original unlocked ECU has to be delivered for programming to a company chosen by Finnish ASN AKK-Motorsport. Company will be announced at NEZ Crosskart site <http://nez-crosskart.eu/>.

ECU will be sealed by programming a password. ECU is registered to the driver and the sticker is affixed to the ECU to secure programming.

ECU programming cost according to the agreement between the AKK-Motorsport ry and the supplier publisher in English at NEZ Crosskart site <http://nez-crosskart.eu/>.

A license is needed for change settings at ECU. If the supplied ECU has not been paid for the programming license fee to chosen company, it will be charged to the customer.

Engine shall be placed behind the seat.

Engine shall have an engine exhaust container or original comparison and it shall be mounted in connection by the engine. Seal holes must be prepared in bolts in engine block and cylinder head.

CKX-T 3.2 Fuel system

The fuel tanks construction is free but the maximum capacity shall not be over 12 liters, One recommendation is to install a security tank, a separate deaeration system with check valve function that comes out at floor level.

The tank shall be safely mounted and connected outside of the cockpit. If the tank is mounted behind the head frame a deformation of the frame for about 4cm shall be approved without compromising the tank, if this is not possible the tank shall be protected by an additional multi-pipe construction of a diameter of 30mm. If the distance is less than 20cm to the exhaust or engine the tank shall be protected with heat isolating screen.

If the tank is by the driver's side in so called pontoons a water tight metal screen shall be mounted against the cockpit.

Fuel hoses shall be properly clamped.

CKX-T 3.3 Exhaust system

The exhaust system shall be equipped with a silencer.

CKX-T 3.4 Start system

It shall be possible to start the vehicle from inside the cockpit.

CKX-T 3.5 Cooling System

Installation of radiators are prohibited inside and in front of the cockpit. It is allowed to mount radiators in pontoons in the sides if these are separated by bulkheads. No part of the system shall be visible from the cockpit (radiators, hoses, lids, expansion tanks and so on).

Air intake and scoop are allowed in the roof and sides behind the head frame and in the pontoons.

CKX-T 3.6 Electrical system

The switch that kills the engines ignition system shall be mounted and shall not be equipped with a spring-loaded button that goes back to the original position after activation. If a battery is mounted on the vehicle a main switch shall also be mounted that kills all electrical systems, the switch shall be easily accessible for both a driver strapped in the seat as well as the emergency personnel. Emergency stop buttons shall not be placed under the openable cage, it shall be placed for easy accessibility from the outside of the vehicle and it is allowed to place double emergency stop buttons. The main switch shall be placed on the left side of the vehicle. It shall be marked with a red lightning bolt on a triangular white background with a blue frame around. The sides of the triangle shall be a minimum of 100mm and one of the edges shall point towards the main switch.

The triangle shall be visible and be on the body.

A Battery shall be properly secured, if it is placed inside the cockpit and is of the type with acid inside it shall be separated with a watertight protection.

CKX-T 3.7 Power transmission

Transmission is free, but the driveshaft shall have a common connection, the differential shall be fixed, type fixed coil, a reverse gear is allowed.

Propulsion shall be achieved with a chain.

CKX-T 4 BRAKESYSTEM

CKX-T 4.1 Service brake

A service brake shall be found on all 4 wheels; on the rear wheels a central brake system is allowed. A brake system shall be of the type 2 circuit and be controlled by a pedal. If leakage occurs somewhere in the system brakes shall always be maintained on 2 out of 4 wheels. A handbrake in some form are mandatory.

CKX-T 5 STERING SYSTEM

CKX-T 5.1 Steering device

Steering shall be achieved by a steering wheel.

Power steering is prohibited, steering with the help of chains, cables or hydraulic is prohibited. Only steering on the front wheels are allowed.

The steering wheel shall be equipped with quick release.

CKX-T 6 BODY WORK

CKX-T 6.1 Covering the chassis

The body must exist and cannot have any sharp or pointy extensions. The body's front shall be covering up to the center of the steering wheel. Sides shall be a minimum of 30cm from the

bottom of the frame and the thickness of the material shall be at least 0,5mm. All aerodynamic constructions are prohibited in the front of the vehicle.

Redirection/spray protection in the front is prohibited if they are not integrated into the body mold. A wing or spoiler in the rear is allowed if it is flat and has a maximum width, of the vehicle width and is between the head band and the rear limit of the vehicle.

CKX-T 6.2 Mudguards

Mudguards shall be placed on all wheels; they must cover a minimum of 1/3 of the wheel's circumference and the tires width.

Without a driver in the vehicle the mudguards should be 3cm under the wheel's center and without any pointy or sharp parts.

CKX-T 6.3 Driver Seat

The chair shall be FIA/SFI approved and can be extended use +5 years from end of homologation date if seat does not have any visible damage.

The chair shall be Secured at 4 points with the minimum of 8mm bolts.

Minimum thickness of the steel that are used for securing the seat shall be 3mm, lightweight material is prohibited.

Securing shall be welded or screwed in the frame above the floor, no securing shall be made in the floor metal. The head support shall be integrated in to the chair.

The seat may not be adjusted while driving

CKX-T 6.4 Seat belt

See CKX - T 0.4.1

CKX-T 6.5 Front and side windows

The front window shall be covered by a net or polycarbonate thickness minimum 3mm, but it shall be easy to remove. The holes in the net shall be a minimum of 10x10mm and maximum of 25x25mm, the thread shall be a minimum of 2mm thick.

Full front polycarbonate window may not be mounted unless windscreen wipers, flush are used. Eyewear type motocross or visor with roll-off or tear off system is mandatory.

It is allowed to have polycarbonate or net, or both on the side doors. The polycarbonate must be transparent so that the driver is visible.

It is allowed to have an advertising space on the side window. The visible area must be at least a 2/3 third of the side door.

Front window / mesh may be covered in transparent plastic.

Nets or polycarbonate shall be mounted on the openings on both sides and cover the whole of the opening. These shall be mounted on the cages top pipes and be equipped with quick releases from both the inside and outside on the lower parts. The holes in the net shall not be above 40x40mm and it shall have a minimum thread thickness of 3mm.

If is also possible to use the following installation:

A frame provided with a metal net of maximum measurement of 60x60mm and a thickness of 2mm.

The top of the frame is equipped with hinges that are welded to the frame.

The bottom of the frame is equipped with a quick connection device that shall be easily accessible from both the inside and the outside of the vehicle.

CKX-T 7 COMUNICATION

CKX-T 7.1 Side mirrors and lighting

2 mirrors are mandatory (left and right);

Each vehicle shall have the following lights mounted in the rear:

One central red light (anti-crash) of the type LED, height or diameter shall be a minimum of 50mm. These shall be mounted between **800mm** and **1400mm** from the ground and shall always be on. Red stop lights shall be placed symmetrical on each side of the vehicles centerline and be of the type LED. Height or diameter of the red stop light shall be a minimum of 50mm and be placed between **800mm** and **1400mm** from the ground. Brake lights shall solely be connected to the brake

light connection on the hydraulic system. These 3 light shall be placed so that 2 of them always are visible from the rear of the vehicle in an angle of 30° on either side of the center axle, this is valid on all vehicles regardless of body shape or other aerodynamic arrangement.

CKX-T 8 INSTRUMENTATION

CKX-T 8.1 Instrument, controls

Tachometer, temperature control and so on are allowed but shall be mounted so that there are no sharp edges that can cause an injury.

Camera Connection:

Camera connections are included in the inspection.

It is up to the chef technician to decide if the camera is properly secured to the vehicle.

CKX-T 9 OTHER

CKX-T 9.1 Minimum weight

Weight with driver min 380 kg

Ballast: Weights on these shall be maximum 10 kg a piece.

Total weight of ballasts max. 25kg

All screws that secures the ballast shall be equipped with spacers, minimum diameter is 20mm, below the bottom plate. Each ballast shall be secured with the minimum of 4 pieces of 8mm bolts and locknuts.

It is recommended to put a thicker/heavier bottom plate to reach the minimum weight.

CKX-T 9.2 Maximum measurements

Total length: 2600mm without the silencer

Total width: 1600mm

Height: about 1400mm

It is allowed to have the air intake on top of the vehicle but it cannot be bigger than 15cm x the width of the roof.

The gauge and axle spacers are free inside of the above-mentioned limitations.